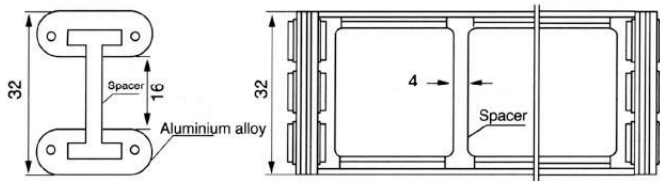
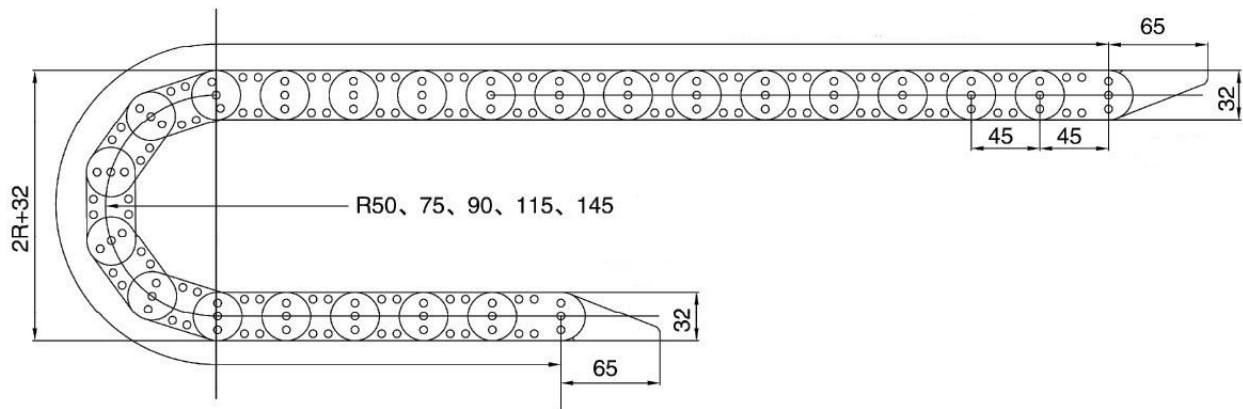


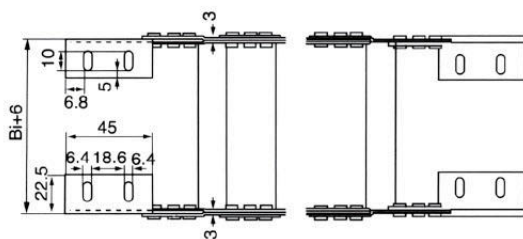
TL45

Fixing Dimensions Drawing Steel Drag Link of Model TL45



Supporting board III, Frame type

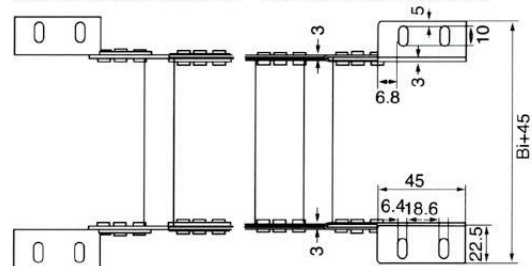
Standard connection



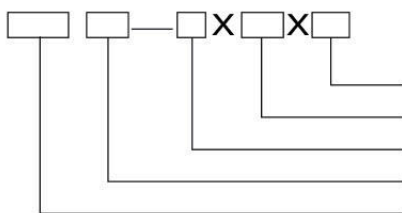
Standard connection

Manner of connection A

Manner of connection B



Lengends



- L=length of drag chains
- Bi=width of supporting board of drag chain
- Bending radius
- Supporting Board Type III
- Model No.

Example for an order

Drag chain model number TL45, supporting board III type, bend radius R=90, length L=5500

Drag chain TL45 III – 90 × 5500

III-type the upper one and the lower one are made of aluminium with spacer inside